

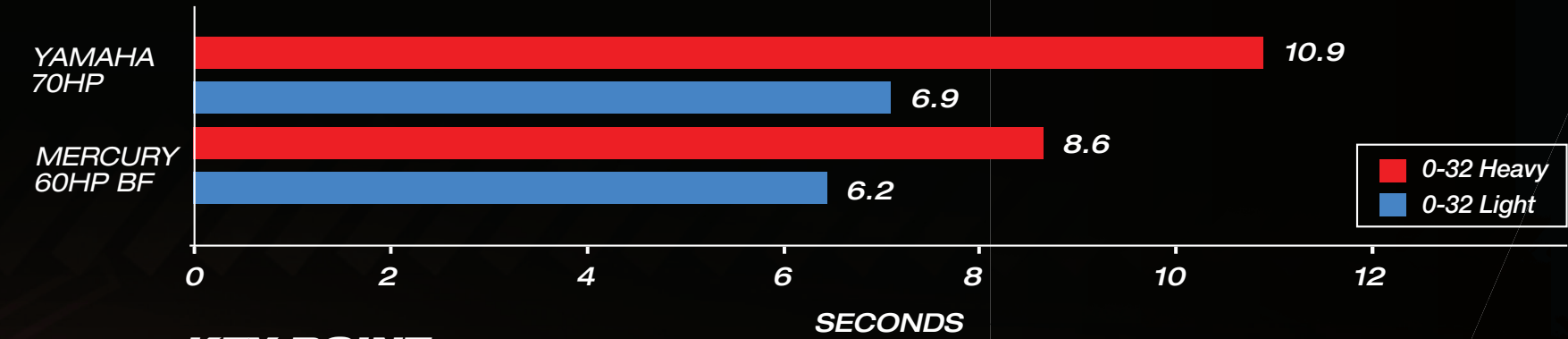


MERCURY BIGFOOT IN A CLASS OF ITS OWN

Head to head, horses for horses, kilo for kilo, cc for cc, it's the test that sorts the best from the rest. Mercury 60hp BigFoot – the 60hp that performs like a 70hp.

4 - Stroke	70hp Yamaha	60hp BigFoot	Mercury Advantage
Cylinders	4-In-line	4-In-line	Same
Displacement	996cc (60.8ci)	996cc (60.8ci)	Same
RPM Range	5300~6300	5500~6000	Smooth, quieter operations at WOT
Alternator	17 Amp	18 Amp	Better!
Gear Ratio	2.33:1	2.33:1	Best Propeller Selection
Weight	119kg.	118kg.	Similar Weight

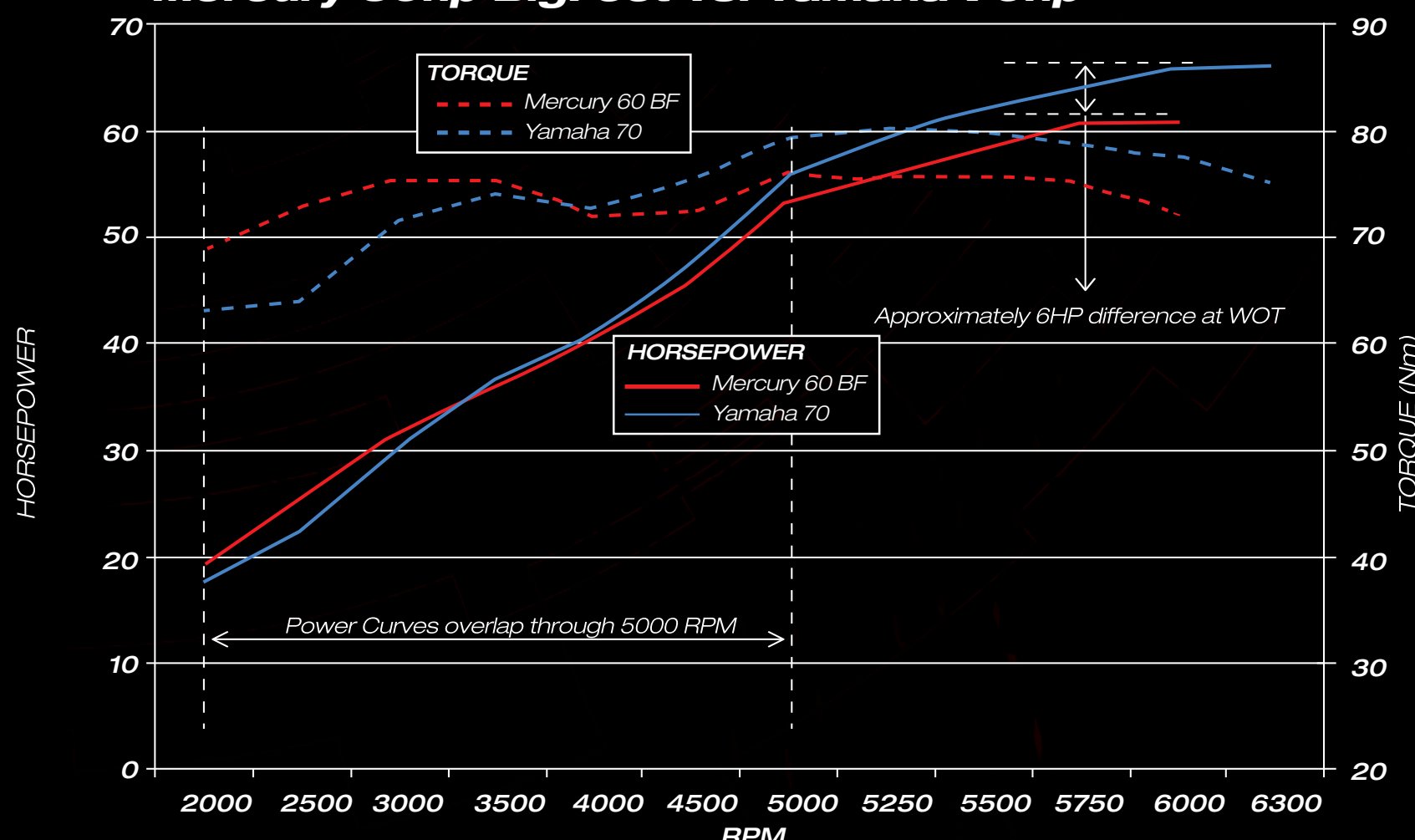
Acceleration (0-32KM/H)



KEY POINT:

- BigFoot provided the best acceleration time whether light or heavy.

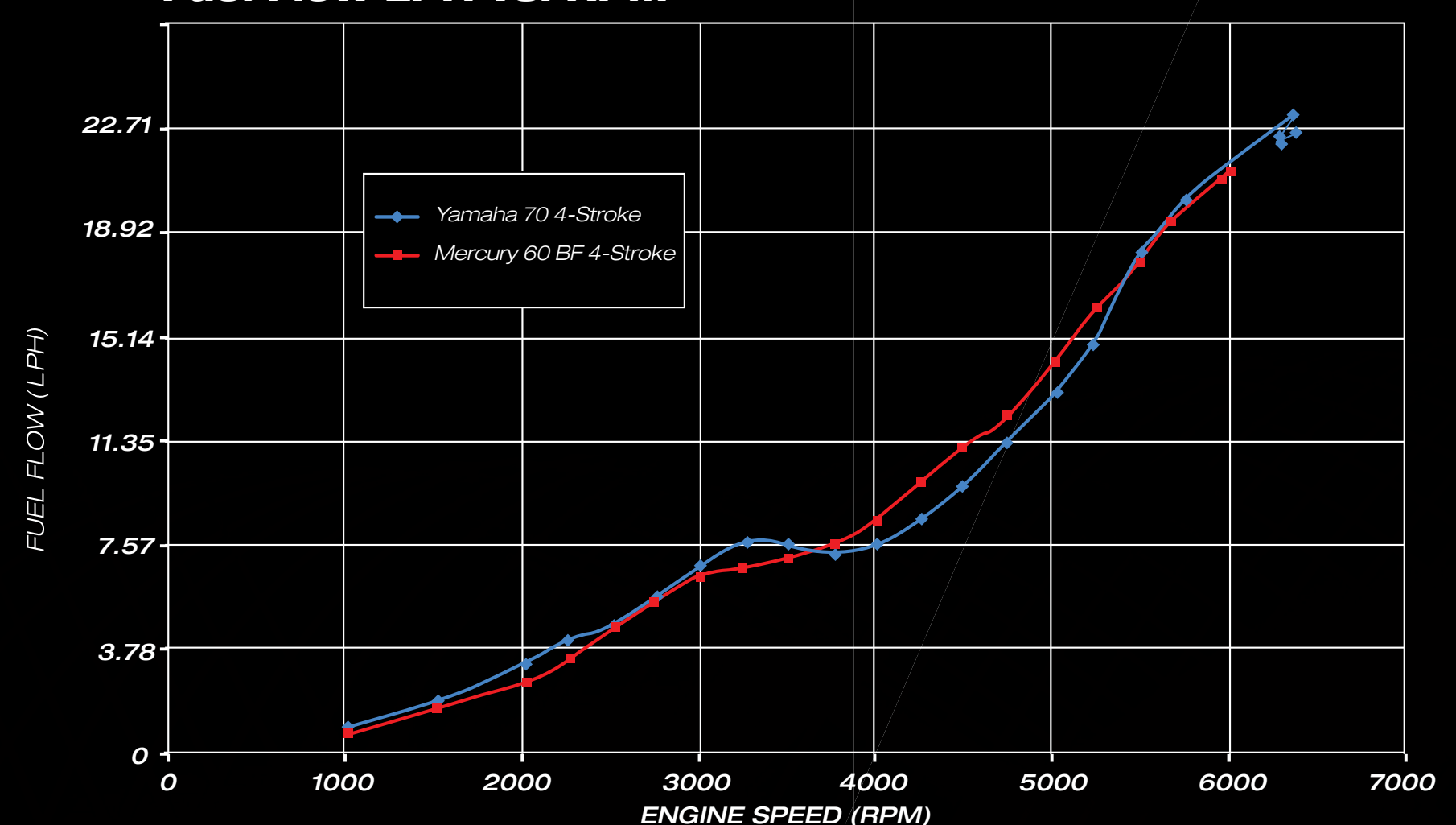
Mercury 60hp BigFoot vs. Yamaha 70hp



KEY POINTS:

- Power curve is very similar even though we are comparing a Mercury 60hp BigFoot with a Yamaha 70hp
- Both models have similar acceleration, fuel burn and cruise speed through 0-5000 rpm range based on "typical" boat usage

Fuel Flow LPH vs. RPM



KEY POINT:

- BigFoot provides near identical acceleration and fuel economy when compared to the Yamaha

For more information visit
www.mercurymarine.com.au



MERCURY
FourStroke

Boat Test Data: Acceleration comparative test was conducted by Mercury Marine R & D Department using a 16' Crestliner accelerating from 0-32km/h in Oshkosh, USA with light and heavy loads using a Mercury 60hp BigFoot and a Yamaha 70hp. Fuel Flow LPH vs RPM comparative tests were conducted by Mercury Marine R & D. Engines tested were the Mercury Marine 60hp BigFoot and a 70hp Yamaha using a 16' Fibreglass Key Largo Boat. The Horsepower & Torque comparative tests were conducted by Mercury Marine R & D. Engines tested were the Mercury Marine 60hp BigFoot and a 70hp Yamaha.